


Gas Griddles-Manual Control




BFMG-24 | BFMG-36 | BFMG-48 | BFMG-60




BFMG-24



BFMG-36



BFMG-48



BFMG-60

WARRANTY: 1 Year Parts and Labor
Valid in the Continental United States



Project: _____

Model#: _____

Item #: _____

Qty: _____

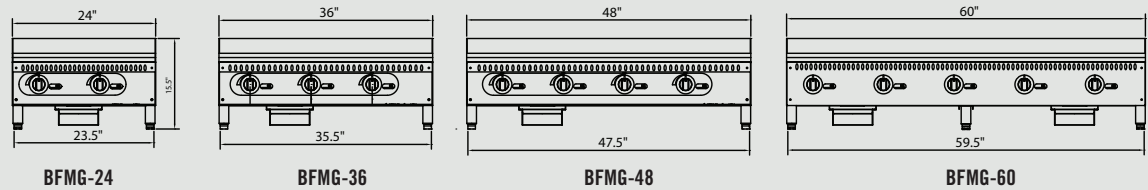
Available W/H: _____

Approval: _____

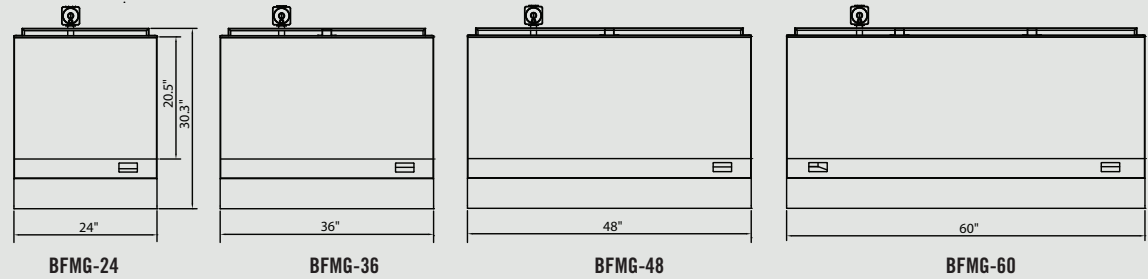
STANDARD FEATURES

- “U” shape burners provide even heat distribution every 6”
- Adjustable pilot light lit from front of unit
- 30,000 BTU / burner
- Manual Gas control knob every 12”
- Stainless steel cabinet
- Double wall sides
- Widths: 24”, 36”, 48”, & 60”
- “Cool-to-the-touch” front s/s edge
- Back and side splash guards
- Flue located on back of unit for ample ventilation
- Adjustable stainless steel legs, non-skid feet
- Each Griddle shipped standard Natural gas, LP conversion kit included
- Easy to remove 3-1/4” grease drawer with “weep hole” and baffle
- Grease trough is standard 4” spatula width
- Griddle is fully serviceable from the front

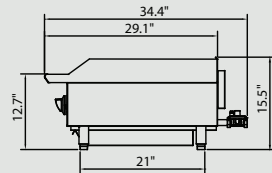
FRONT VIEW



TOP VIEW



SIDE VIEW (for all models)



Dimensions & Shipping Information

Model	Footprint	Overall Dimensions L x W x H inches/mm	Weight lbs/kg	Shipping Dimensions L x W x H inches/mm	Shipping Weight lbs/kg
BFMG-24	21" L x 23.5" W (53.4 cm x 58.7 cm)	34.4" L x 24" W x 15.5" H (87.3 cm x 61 cm x 39.4 cm)	144 lbs (71 kg)	36.2" L x 28.3" W x 19.3" H (92 cm x 72 cm x 49 cm)	196 lbs (89 kg)
BFMG-36	21" L x 35.5" W (53.4 cm x 90.2 cm)	34.4" L x 36" W x 15.5" H (87.3 cm x 91.4 cm x 39.4 cm)	202 lbs (100 kg)	36.2" L x 40.6" W x 19.3" H (92 cm x 103 cm x 49 cm)	284 lbs (129 kg)
BFMG-48	21" L x 47.5" W (53.4 cm x 120.6 cm)	34.4" L x 48" W x 15.5" H (87.3 cm x 122 cm x 39.4 cm)	255 lbs (126 kg)	36.2" L x 52.8" W x 19.3" H (92 cm x 134 cm x 49 cm)	355 lbs (161 kg)
BFMG-60	21" L x 59.5" W (53.4 cm x 151.1 cm)	34.4" L x 60" W x 15.5" H (87.3 cm x 152.4 cm x 39.4 cm)	335 lbs (165.5 kg)	36.2" L x 65" W x 19.3" H (92 cm x 165 cm x 49 cm)	466 lbs (211.5 kg)

Please Note: These items are shipped on a pallet and are crated for protection during LTL shipment. Overall Dimensions include the gas regulator located on the back of the unit.

Specifications

Model	Cooking Area	Controls	Number of Burners	BTUs (per burner)	Total BTUs
BFMG-24	20.5" D x 24" W	Manual	2	30,000	60,000
BFMG-36	20.5" D x 36" W	Manual	3	30,000	90,000
BFMG-48	20.5" D x 48" W	Manual	4	30,000	120,000
BFMG-60	20.5" D x 60" W	Manual	5	30,000	150,000

Gas Requirements:

- Natural Gas or Liquid Propane (LP) Gas main supply required
- All units ship ready for Natural Gas. A LP conversion kit is included for converting to LP Gas. In order to avoid any warranty issues, conversion of your unit from Natural Gas to LP must be completed by an authorized service agent.

- 3/4" NPT gas connection
- 30,000 BTUs (per burner)
- One pilot light per burner
- Natural gas 4" W.C., LP gas 10" W.C.